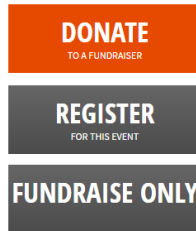


Setting Up a Tour de Crème Fundraising Page

To set up a fundraising page of your own, go to the Tour de Crème page on Crowdrise: www.crowdrise.com/TourdeCreme2017. If you are already registered, click “Fundraise Only”.

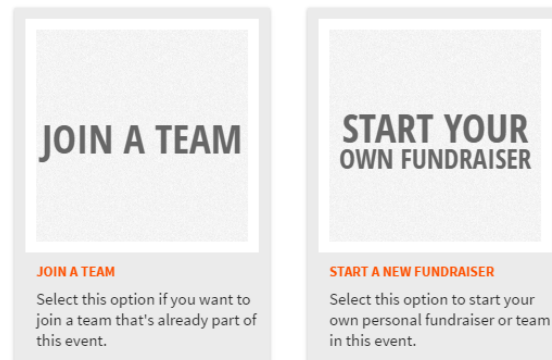


If you would like to join an existing fundraising team, click “Join a Team” and then search for it by name.

To create your own fundraising page, click “Start Your Own Fundraiser”.

JOIN THE EVENT

To create your own fundraising page for this event, choose one of these easy options:



Fill in some basic information and click “Submit.”

Fundraiser Title: *

Fundraising Goal:

About Your Fundraiser:

Your T-Shirt Size: *

You'll be prompted to add a photo. You can do that now or later. To do so later, click "Skip Step".

Next you'll be asked to create a Crowdrise account. It's very easy if you're on Facebook. But you can also create an account with an email address.

f Sign up using Facebook

OR

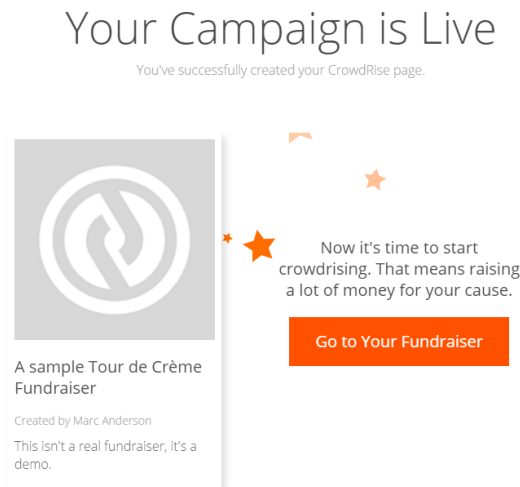
First Name	Last Name
Email	
Confirm Email	
Password	

Are you a non-profit? [Click Here.](#)

SIGN UP By logging in you agree to our [Terms](#), [Privacy Policy](#) and [Fees](#)

Already have an account? [Log In](#)

Once you have created an account, your fundraising page is active. Click "Go to Your Fundraiser".



The menu on the left allows you to view and edit your page. You can enter any direct donations you receive directly under "Advanced". You can generate an email to invite others to join your team under "Team" and then "Toolkit".

That's it. You can learn about our great fundraising incentives and pick up some tips at TourDeCreme.org. If you have any questions, please send an email to info@tourdecreme.org.

Thanks for helping to build a bike path to Marion and preserve the Old Hammond Quarry property!

We look forward to seeing you May 21st!

Marc Anderson
Tour de Crème Event Coordinator